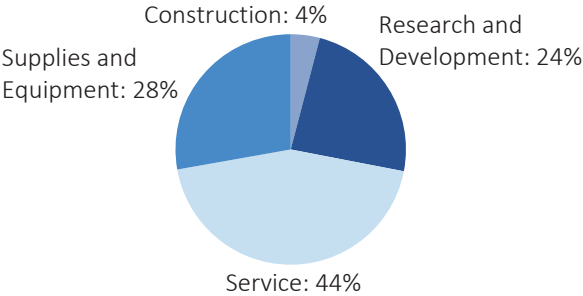


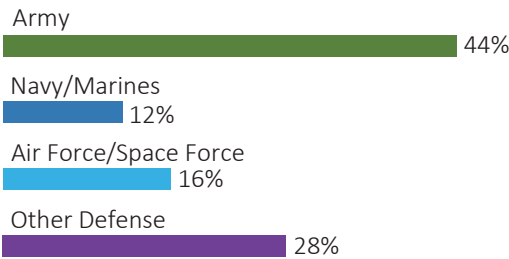
ALABAMA

#14 \$14.4 B SPENT IN STATE	#9 4.8% OF STATE GDP	2.4% OF TOTAL U.S. DEFENSE SPENDING	\$2,815 PER RESIDENT	#13 \$10.4 B CONTRACT SPENDING	#10 \$345.3 M GRANT SPENDING	#12 \$3.6 B PERSONNEL SPENDING	#18 50,195 NUMBER OF PERSONNEL
DEFENSE CONTRACTS							

By Type



By Service



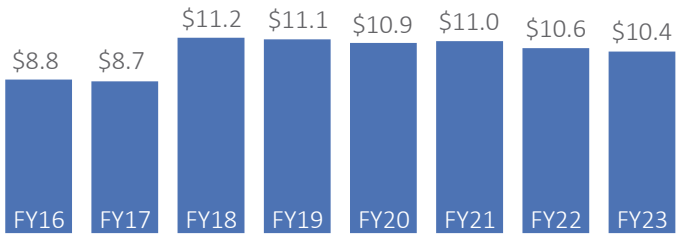
Top Defense Contractors

(M = millions, B = billions)

Lockheed Martin	\$1.1 B
M1 Support Services	\$541.2 M
Torch Technologies	\$513.7 M
Boeing	\$452.7 M
Defense Systems and Solutions	\$356.2 M
Austal	\$355.5 M
Northrop Grumman	\$341.0 M
Dell	\$333.4 M
Parsons Corp.	\$257.5 M
BAE Systems	\$218.4 M

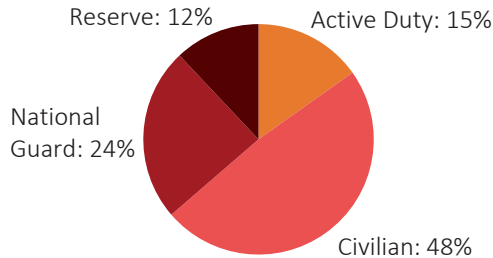
Contract Awards Performed

(By Fiscal Year, billions)

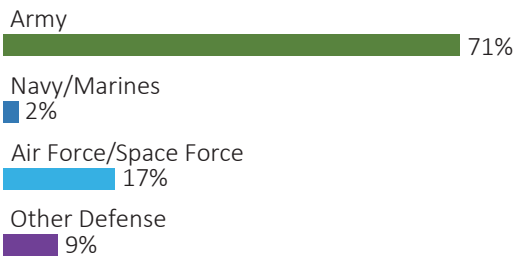


DEFENSE PERSONNEL

Allocations, By Type



Allocations, By Service



\$3.6 BILLION
TOTAL PAYROLL

50,195
TOTAL PERSONNEL

Top Defense Personnel Locations

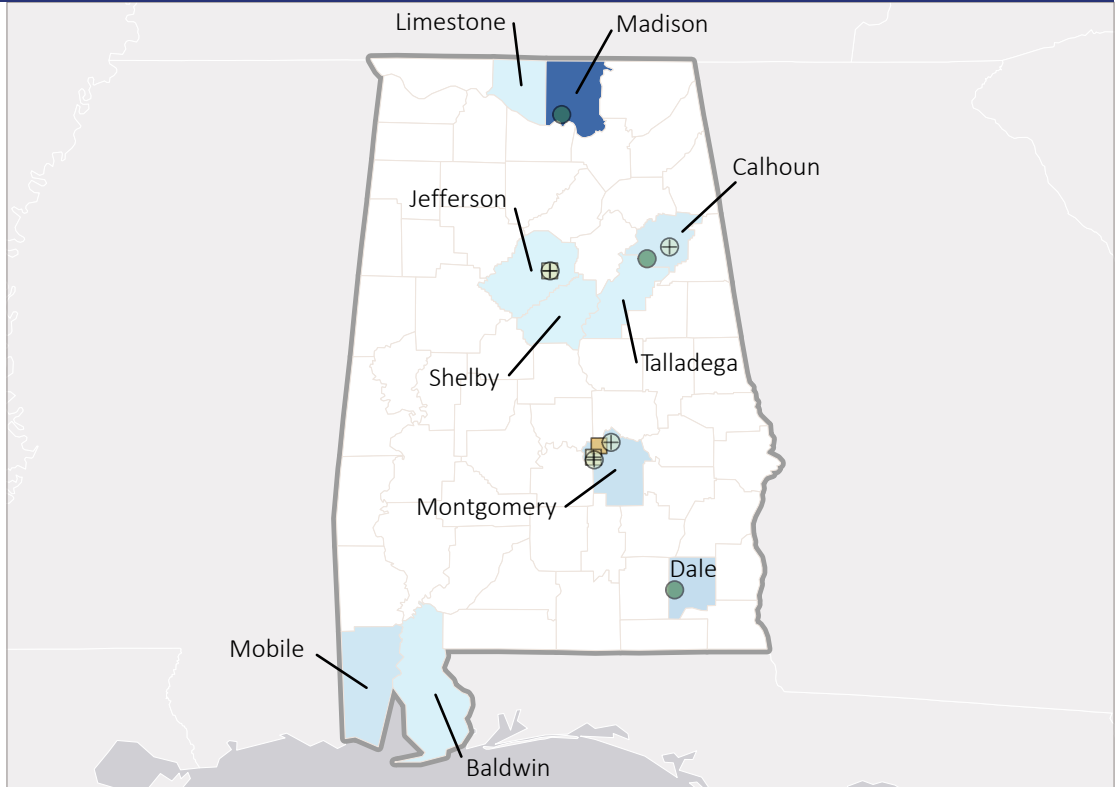
County	Active Duty	Civilian	National Guard	Reserve	Total
Madison	680	14,111	444	669	15,904
Montgomery	2,536	3,139	2,577	1,984	10,236
Dale	3,830	2,174	ND	93	ND
Calhoun	38	2,933	936	341	4,248
Jefferson	230	376	1,982	1,394	3,982
Mobile	61	854	695	692	2,302
Tuscaloosa	25	89	274	259	647
Houston	ND	41	317	102	ND
Lee	71	24	143	225	463
Coffee	ND	151	278	0	ND



TOP DEFENSE CONTRACT SPENDING LOCATIONS

(M = millions, B = billions)

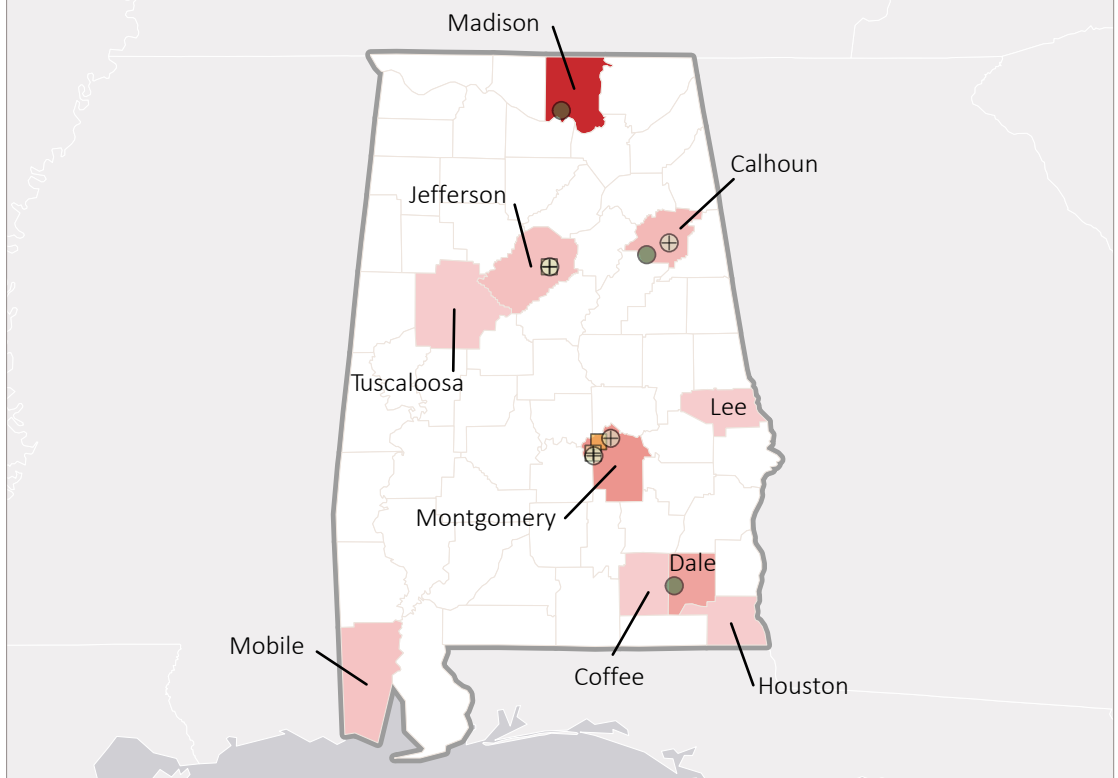
Madison	\$6.8 B
Dale	\$1.1 B
Montgomery	\$850.4 M
Mobile	\$597.9 M
Calhoun	\$364.8 M
Baldwin	\$154.6 M
Talladega	\$77.6 M
Limestone	\$75.9 M
Jefferson	\$68.5 M
Shelby	\$51.0 M



TOP DEFENSE PERSONNEL SPENDING LOCATIONS

(M = millions, B = billions)

Madison	\$1.8 B
Montgomery	\$667.5 M
Dale	\$496.1 M
Calhoun	\$240.0 M
Jefferson	\$156.6 M
Mobile	\$113.9 M
Tuscaloosa	\$18.4 M
Coffee	\$16.7 M
Lee	\$15.3 M
Houston	\$11.9 M



■ AF Active
 ⊕ AF Guard
 □ AF Reserve
 ● Army Active
 ⊕ Army Guard
 ○ Army Reserve
 ◆ MC Active
 ◇ MC Reserve
 ▲ Navy Active
 △ Navy Reserve
 * WHS