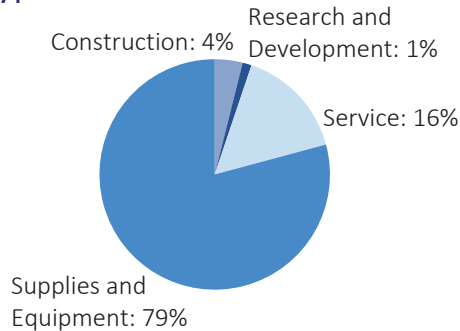


# ARKANSAS

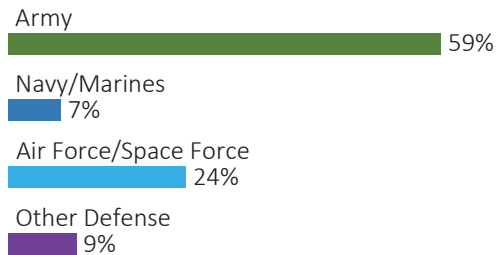
|   |                                    |  |                                 |  |  |   |   |
|---|------------------------------------|--|---------------------------------|--|--|---|---|
| <b>#43</b><br>\$1.7 B SPENT<br>IN STATE | <b>#44</b><br>1.0% OF<br>STATE GDP | <b>0.3%</b><br>OF TOTAL U.S.<br>DEFENSE SPENDING | <b>\$570</b><br>PER<br>RESIDENT | <b>#43</b><br>\$0.9 B CONTRACT<br>SPENDING | <b>#36</b><br>\$84.5 M GRANT<br>SPENDING | <b>#38</b><br>\$0.8 B PERSONNEL<br>SPENDING | <b>#35</b><br>17,770 NUMBER<br>OF PERSONNEL |
|---|------------------------------------|--|---------------------------------|--|--|---|---|

## DEFENSE CONTRACTS

### By Type



### By Service



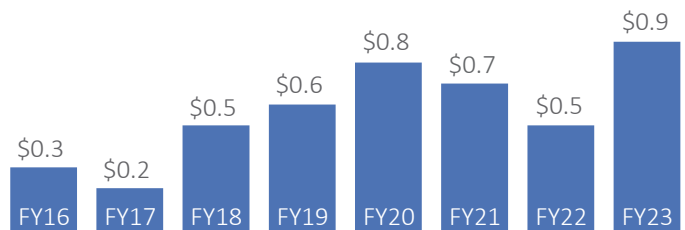
### Top Defense Contractors

(M = millions)

|                                |           |
|--------------------------------|-----------|
| L3Harris Technologies          | \$260.9 M |
| General Dynamics               | \$157.2 M |
| TransDigm Group                | \$63.9 M  |
| Ducommun, Inc.                 | \$36.7 M  |
| Sig Sauer, Inc.                | \$35.0 M  |
| HGL Construction, Inc.         | \$22.1 M  |
| Fort Smith Regional Airport    | \$19.0 M  |
| Ahtna-CDM Smith JV             | \$18.9 M  |
| Kimball & Thompson Produce Co. | \$13.3 M  |
| Stryten Energy, LLC            | \$11.6 M  |

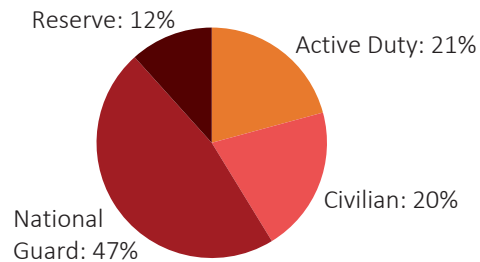
### Contract Awards Performed

(By Fiscal Year, billions)



## DEFENSE PERSONNEL

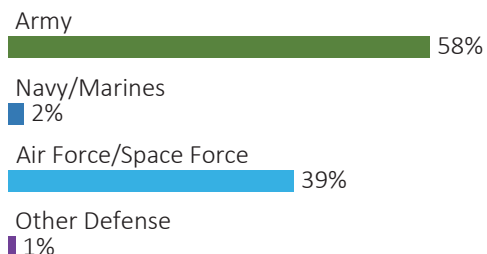
### Allocations, By Type



**\$807.3 MILLION**  
TOTAL PAYROLL

**17,770**  
TOTAL PERSONNEL

### Allocations, By Service



### Top Defense Personnel Locations

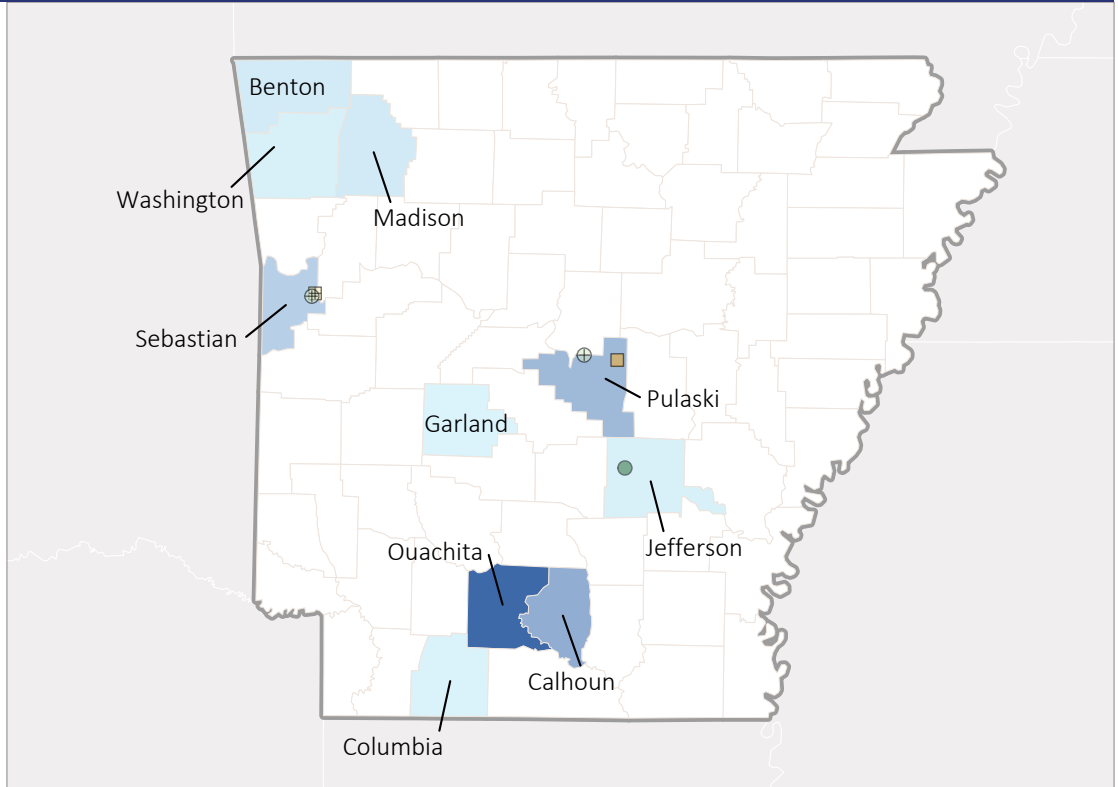
| County     | Active Duty | Civilian | National Guard | Reserve | Total  |
|------------|-------------|----------|----------------|---------|--------|
| Pulaski    | 3,540       | 1,997    | 3,109          | 1,370   | 10,016 |
| Sebastian  | 14          | 328      | 1,330          | 88      | 1,760  |
| Jefferson  | 13          | 680      | 107            | ND      | ND     |
| Benton     | ND          | 45       | 601            | 114     | ND     |
| Craighead  | 13          | 20       | 248            | 89      | 370    |
| Washington | 27          | ND       | 292            | ND      | ND     |
| White      | ND          | 16       | 245            | 0       | ND     |
| Faulkner   | ND          | 30       | 87             | 138     | ND     |
| Garland    | ND          | 67       | 31             | 83      | ND     |
| Pope       | ND          | 59       | 108            | 11      | ND     |



### TOP DEFENSE CONTRACT SPENDING LOCATIONS

(M = millions)

|            |           |
|------------|-----------|
| Ouachita   | \$334.3 M |
| Calhoun    | \$166.3 M |
| Pulaski    | \$139.5 M |
| Sebastian  | \$85.5 M  |
| Madison    | \$29.1 M  |
| Benton     | \$26.1 M  |
| Washington | \$15.4 M  |
| Jefferson  | \$15.0 M  |
| Columbia   | \$11.3 M  |
| Garland    | \$8.7 M   |



### TOP DEFENSE PERSONNEL SPENDING LOCATIONS

(M = millions)

|            |           |
|------------|-----------|
| Pulaski    | \$535.7 M |
| Sebastian  | \$66.9 M  |
| Jefferson  | \$54.6 M  |
| Benton     | \$14.4 M  |
| Craighead  | \$10.6 M  |
| Washington | \$9.7 M   |
| White      | \$9.6 M   |
| Garland    | \$7.8 M   |
| Pope       | \$7.4 M   |
| Faulkner   | \$7.1 M   |

