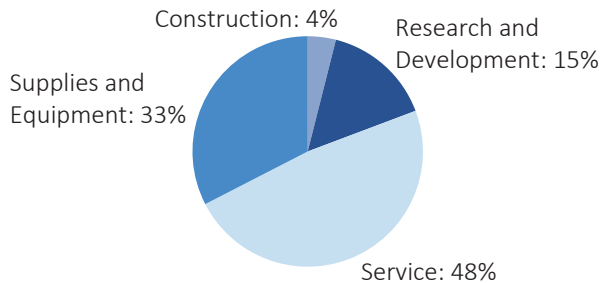


# CALIFORNIA

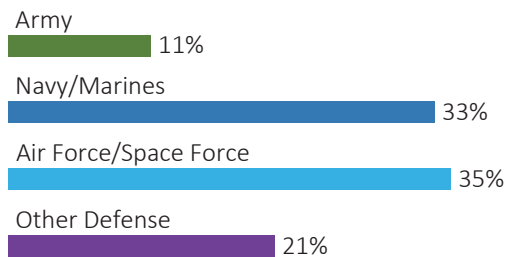
<b>#3</b> \$60.8 B SPENT IN STATE	<b>#29</b> 1.6% OF STATE GDP	<b>10.0%</b> OF TOTAL U.S. DEFENSE SPENDING	<b>\$1,561</b> PER RESIDENT	<b>#3</b> \$41.2 B CONTRACT SPENDING	<b>#1</b> \$1.4 B GRANT SPENDING	<b>#2</b> \$18.2 B PERSONNEL SPENDING	<b>#1</b> 269,920 NUMBER OF PERSONNEL
---	------------------------------------	---	-----------------------------------	--	--	---	---

## DEFENSE CONTRACTS

### By Type



### By Service



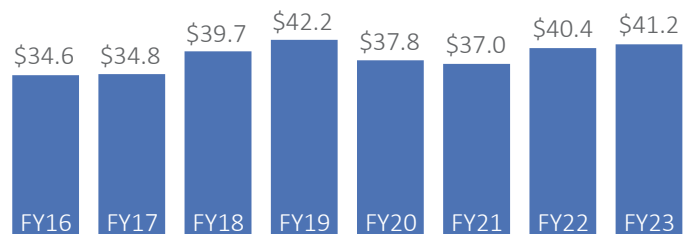
### Top Defense Contractors

(M = millions, B = billions)

Northrop Grumman	\$3.8 B
Centene Corp.	\$3.2 B
Lockheed Martin	\$2.4 B
Boeing	\$2.1 B
RTX Corporation	\$1.8 B
General Atomics	\$1.8 B
General Dynamics	\$1.3 B
Aerospace Corp.	\$1.0 B
SpaceX	\$853.1 M
Vitol	\$565.3 M

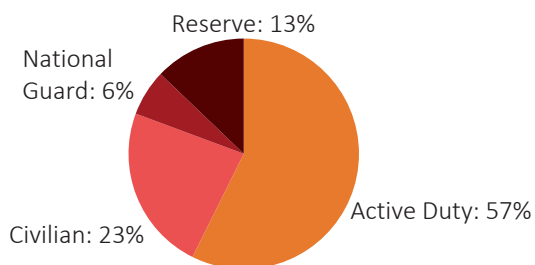
### Contract Awards Performed

(By Fiscal Year, billions)

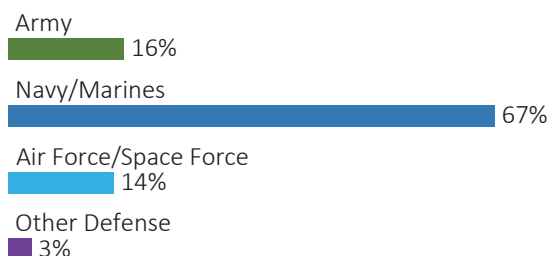


## DEFENSE PERSONNEL

### Allocations, By Type



### Allocations, By Service



**\$18.2 BILLION**  
TOTAL PAYROLL

**269,920**  
TOTAL PERSONNEL

### Top Defense Personnel Locations

County	Active Duty	Civilian	National Guard	Reserve	Total
San Diego	80,352	23,316	990	7,987	112,645
San Bernardino	11,720	3,158	683	378	15,939
Ventura	4,266	5,930	1,202	984	12,382
Los Angeles	1,321	3,368	2,842	4,383	11,914
Solano	6,734	1,567	281	3,073	11,655
Kern	2,529	8,453	119	297	11,398
Riverside	467	2,806	1,412	4,609	9,294
Monterey	4,086	3,702	74	305	8,167
Kings	6,696	837	0	402	7,935
Orange	478	1,117	2,252	3,656	7,503

### TOP DEFENSE CONTRACT SPENDING LOCATIONS

(M = millions, B = billions)

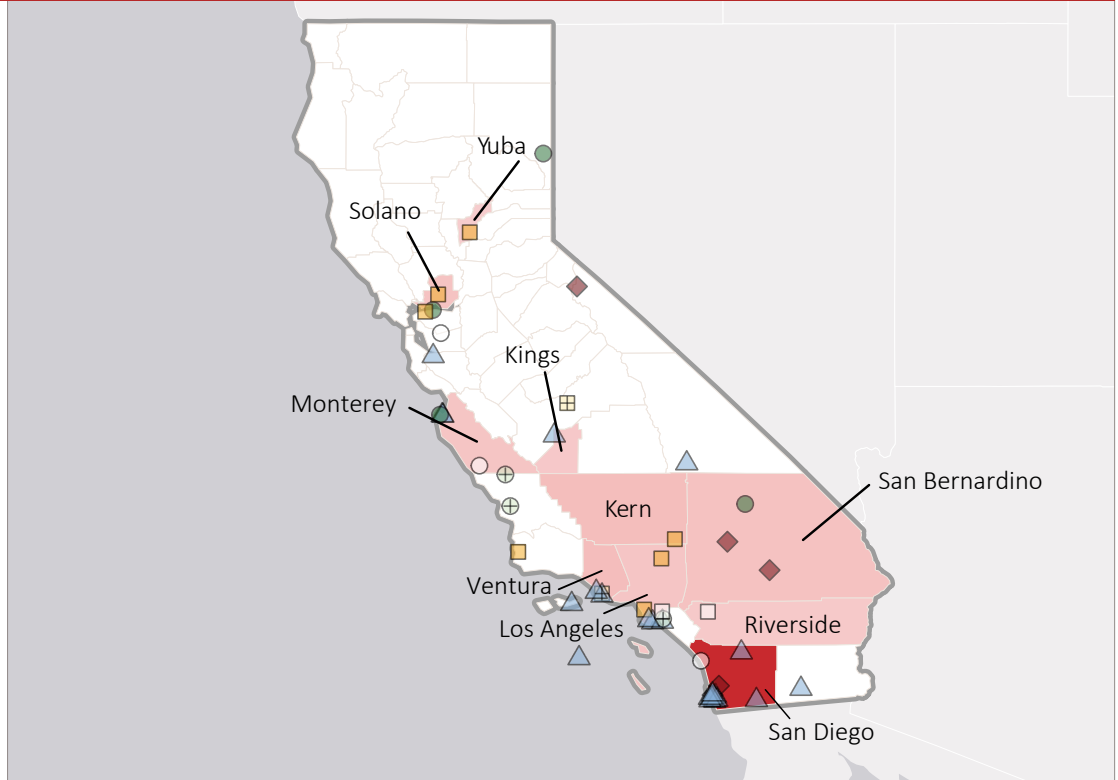
Los Angeles	<b>\$12.0 B</b>
San Diego	<b>\$10.9 B</b>
Santa Clara	<b>\$3.6 B</b>
Sacramento	<b>\$3.6 B</b>
Orange	<b>\$2.0 B</b>
Ventura	<b>\$1.5 B</b>
San Bernardino	<b>\$993.1 M</b>
Alameda	<b>\$932.6 M</b>
Kern	<b>\$918.8 M</b>
Santa Barbara	<b>\$754.2 M</b>



### TOP DEFENSE PERSONNEL SPENDING LOCATIONS

(M = millions, B = billions)

San Diego	<b>\$7.7 B</b>
Ventura	<b>\$1.1 B</b>
Kern	<b>\$1.1 B</b>
San Bernardino	<b>\$870.1 M</b>
Solano	<b>\$809.8 M</b>
Monterey	<b>\$718.9 M</b>
Los Angeles	<b>\$682.8 M</b>
Kings	<b>\$541.5 M</b>
Riverside	<b>\$515.5 M</b>
Yuba	<b>\$352.5 M</b>



■ AF Active 
 ▣ AF Guard 
 □ AF Reserve 
 ● Army Active 
 ⊕ Army Guard 
 ○ Army Reserve 
 ◆ MC Active 
 ◇ MC Reserve 
 ▲ Navy Active 
 △ Navy Reserve 
 ✱ WHS