

MICHIGAN

#25
\$8.1 B SPENT
IN STATE

#39
1.2% OF
STATE GDP

1.3%
OF TOTAL U.S.
DEFENSE SPENDING

\$808
PER
RESIDENT

#23
\$5.9 B CONTRACT
SPENDING

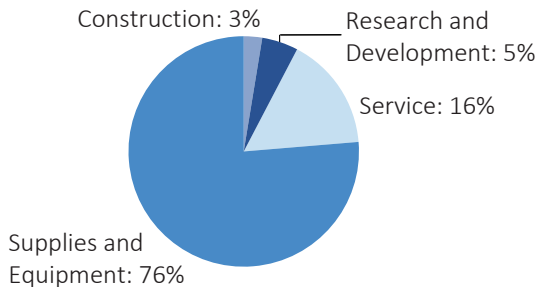
#3
\$695.5 M GRANT
SPENDING

#30
\$1.5 B PERSONNEL
SPENDING

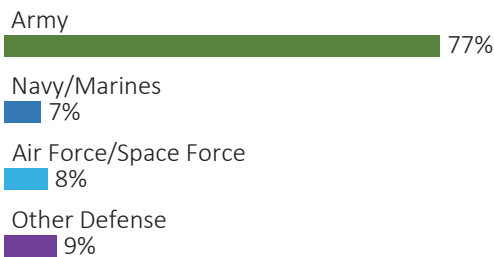
#31
24,585 NUMBER
OF PERSONNEL

DEFENSE CONTRACTS

By Type



By Service



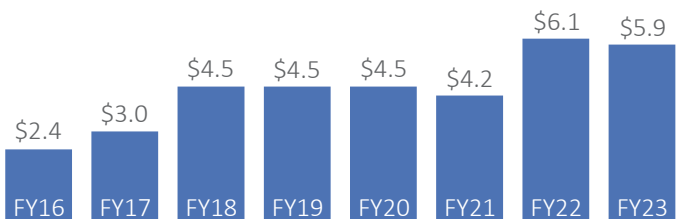
Top Defense Contractors

(M = millions, B = billions)

General Dynamics	\$3.3 B
RENK Group	\$200.0 M
Rheinmetall AG	\$180.3 M
Williams International Co., LLC	\$131.1 M
Ricardo, PLC	\$109.9 M
Loc Performance Products	\$109.7 M
Walsh Group	\$98.3 M
CRS Acquisition Corp.	\$93.8 M
BAE Systems	\$89.7 M
Peckham Vocational Industries	\$76.2 M

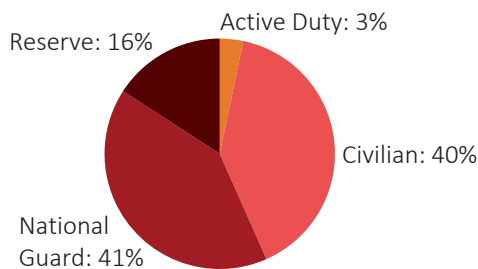
Contract Awards Performed

(By Fiscal Year, billions)

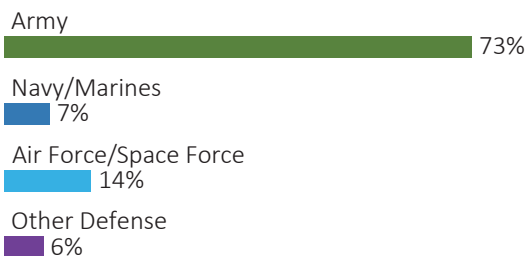


DEFENSE PERSONNEL

Allocations, By Type



Allocations, By Service



\$1.5 BILLION
TOTAL PAYROLL

24,585
TOTAL PERSONNEL

Top Defense Personnel Locations

County	Active Duty	Civilian	National Guard	Reserve	Total
Macomb	214	6,827	1,429	1,080	9,550
Calhoun	27	1,138	1,021	240	2,426
Wayne	122	392	1,058	433	2,005
Kalamazoo	19	114	881	710	1,724
Clinton	ND	ND	1,034	105	ND
Kent	43	99	669	244	1,055
Oakland	35	111	156	448	750
Ingham	120	462	151	ND	ND
Washtenaw	66	59	336	94	555
Eaton	ND	87	449	ND	ND



TOP DEFENSE CONTRACT SPENDING LOCATIONS

(M = millions, B = billions)

Macomb
\$3.4 B

Wayne
\$747.1 M

Oakland
\$527.1 M

Kent
\$209.0 M

Washtenaw
\$187.8 M

Calhoun
\$101.8 M

Muskegon
\$100.9 M

Ingham
\$97.6 M

Wexford
\$78.1 M

Clinton
\$54.4 M



TOP DEFENSE PERSONNEL SPENDING LOCATIONS

(M = millions)

Macomb
\$858.8 M

Calhoun
\$146.6 M

Wayne
\$90.1 M

Clinton
\$58.1 M

Kalamazoo
\$45.4 M

Ingham
\$40.8 M

Kent
\$35.7 M

Oakland
\$30.2 M

Eaton
\$21.4 M

Washtenaw
\$21.1 M

