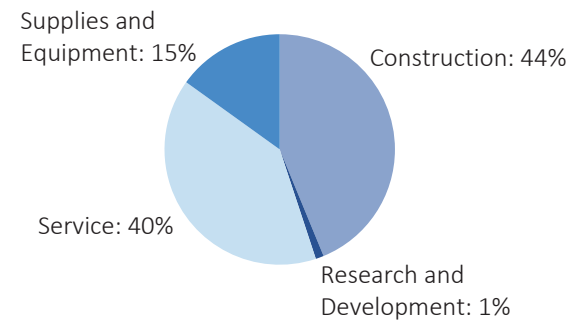


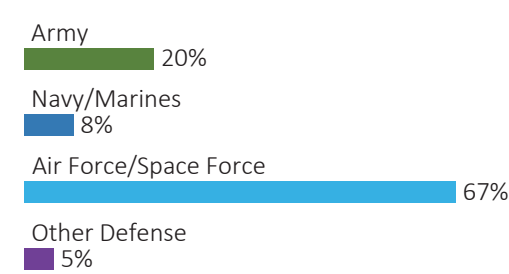
NORTH DAKOTA

#45	#30	0.2%	\$1,418	#47	#47	#39	#39
\$1.1 B SPENT IN STATE	1.5% OF STATE GDP	OF TOTAL U.S. DEFENSE SPENDING	PER RESIDENT	\$0.4 B CONTRACT SPENDING	\$57.3 M GRANT SPENDING	\$0.7 B PERSONNEL SPENDING	13,324 NUMBER OF PERSONNEL
DEFENSE CONTRACTS							

By Type



By Service



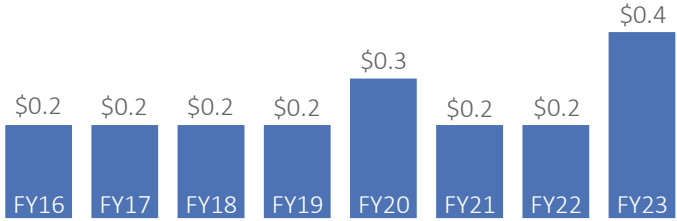
Top Defense Contractors

(M = millions)

Federal Contracting, LLC	\$128.7 M
Conti Federal Services, LLC	\$37.9 M
Sioux Manufacturing Corporation	\$20.2 M
Base Utilities, Inc.	\$14.2 M
Veterans Holding Group, LLC	\$11.6 M
Dakco Distributors	\$8.3 M
Compass Roofing, LLC	\$7.0 M
Indyne, Inc.	\$6.8 M
RFS, LLC	\$5.1 M
Greenstone Construction, Inc.	\$5.1 M

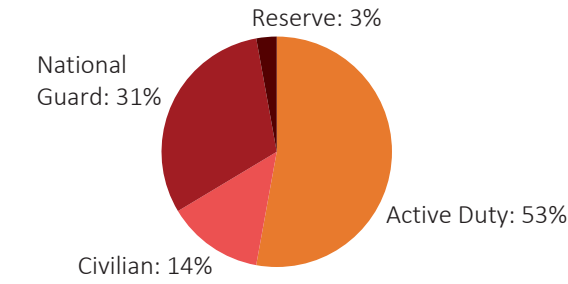
Contract Awards Performed

(By Fiscal Year, billions)

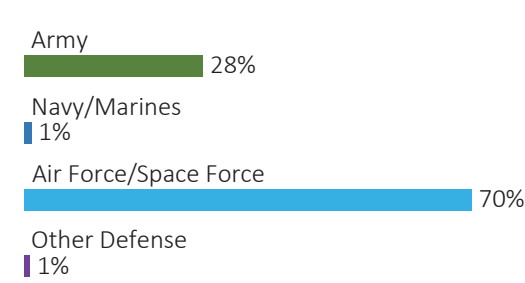


DEFENSE PERSONNEL

Allocations, By Type



Allocations, By Service



\$698.2 MILLION
TOTAL PAYROLL

13,324
TOTAL PERSONNEL

Top Defense Personnel Locations

County	Active Duty	Civilian	National Guard	Reserve	Total
Ward	5,405	700	340	25	6,470
Grand Forks	1,589	365	322	49	2,325
Cass	23	314	1,550	176	2,063
Burleigh	ND	275	895	63	ND
Ramsey	0	60	396	0	456
Richland	ND	0	155	65	ND
Stutsman	0	ND	117	0	ND
Barnes	0	19	78	0	97
Stark	0	ND	66	ND	ND
LaMoure	0	ND	55	0	ND

NORTH DAKOTA

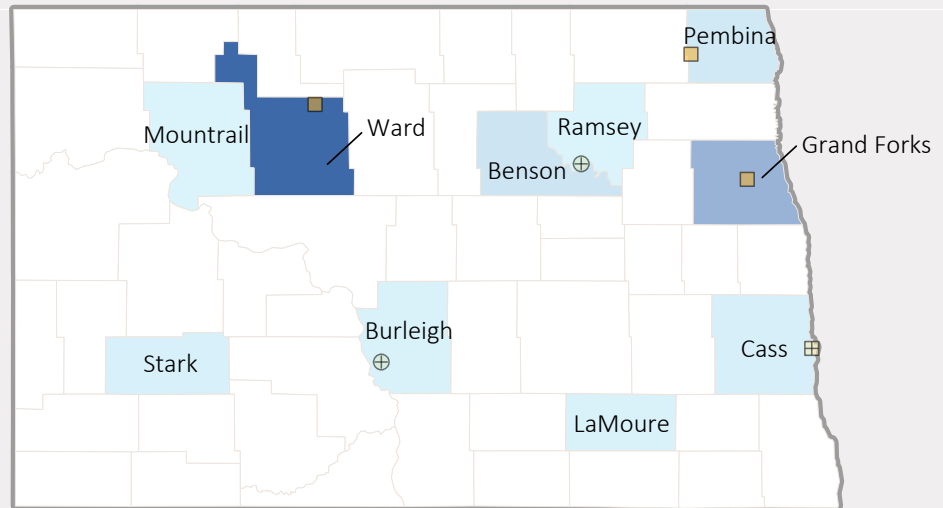
FISCAL YEAR 2023



TOP DEFENSE CONTRACT SPENDING LOCATIONS

(K = thousands, M = millions)

Ward	\$207.4 M
Grand Forks	\$92.7 M
Benson	\$20.2 M
Pembina	\$14.4 M
Cass	\$7.0 M
Stark	\$4.4 M
Burleigh	\$4.0 M
LaMoure	\$2.9 M
Mountrail	\$1.3 M
Ramsey	\$844.8 K



TOP DEFENSE PERSONNEL SPENDING LOCATIONS

(M = millions)

Ward	\$395.4 M
Grand Forks	\$135.4 M
Cass	\$76.2 M
Burleigh	\$55.9 M
Ramsey	\$14.9 M
McLean	\$5.2 M
Richland	\$3.9 M
Barnes	\$2.6 M
Stutsman	\$2.5 M
Stark	\$1.4 M

