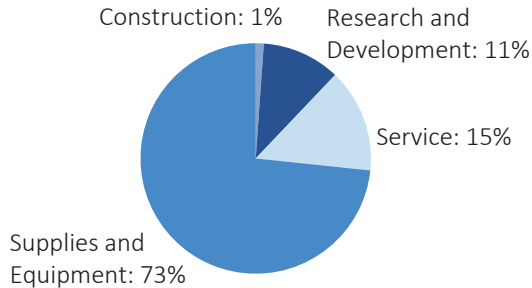


# NEW HAMPSHIRE

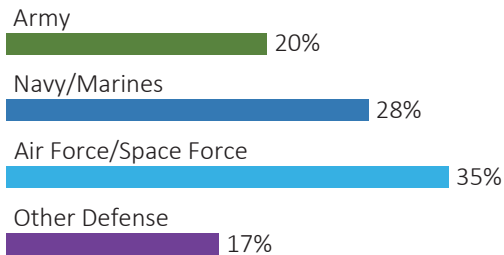
<b>#38</b> \$2.5 B SPENT IN STATE	<b>#19</b> 2.3% OF STATE GDP	<b>0.4%</b> OF TOTAL U.S. DEFENSE SPENDING	<b>\$1,799</b> PER RESIDENT	<b>#35</b> \$2.1 B CONTRACT SPENDING	<b>#45</b> \$60.8 M GRANT SPENDING	<b>#50</b> \$0.3 B PERSONNEL SPENDING	<b>#50</b> 6,256 NUMBER OF PERSONNEL
-----------------------------------------	------------------------------------	--------------------------------------------------	-----------------------------------	--------------------------------------------	------------------------------------------	---------------------------------------------	--------------------------------------------

## DEFENSE CONTRACTS

### By Type



### By Service



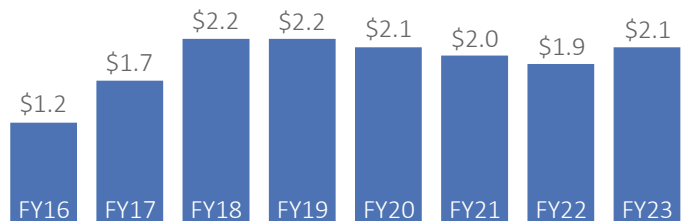
### Top Defense Contractors

(M = millions, B = billions)

BAE Systems	\$1.2 B
L3Harris Technologies	\$155.1 M
Red River Technology, LLC	\$122.0 M
Sig Sauer, Inc.	\$98.1 M
Safran Group	\$38.3 M
Solid State Scientific Corp.	\$33.0 M
Expansia Group, LLC	\$30.0 M
Wilcox Industries Corp.	\$23.9 M
Port City Air	\$23.0 M
Teledyne Technologies	\$21.9 M

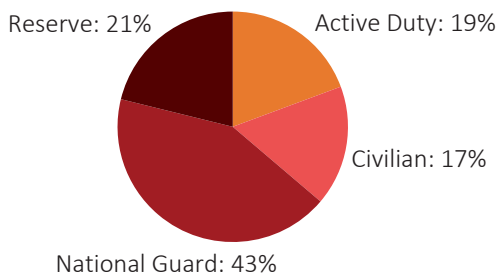
### Contract Awards Performed

(By Fiscal Year, billions)



## DEFENSE PERSONNEL

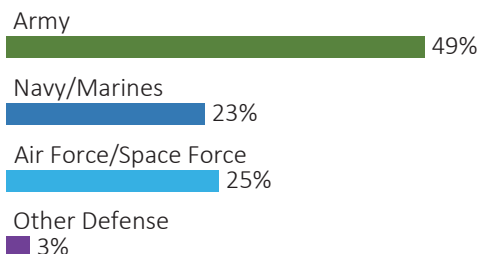
### Allocations, By Type



**\$335.1 MILLION**  
TOTAL PAYROLL

**6,256**  
TOTAL PERSONNEL

### Allocations, By Service



### Top Defense Personnel Locations

County	Active Duty	Civilian	National Guard	Reserve	Total
Rockingham	448	360	1,116	960	2,884
Merrimack	ND	232	726	ND	ND
Hillsborough	37	198	575	ND	ND
Strafford	17	25	76	313	431
Grafton	ND	229	174	0	ND
Cheshire	ND	ND	0	46	ND
Belknap	0	ND	0	0	ND
Carroll	ND	ND	0	0	ND
Sullivan	0	ND	0	0	ND

# NEW HAMPSHIRE

FISCAL YEAR 2023



## TOP DEFENSE CONTRACT SPENDING LOCATIONS

(K = thousands, M = millions, B = billions)

Hillsborough  
**\$1.4 B**

Rockingham  
**\$449.2 M**

Sullivan  
**\$133.3 M**

Grafton  
**\$85.4 M**

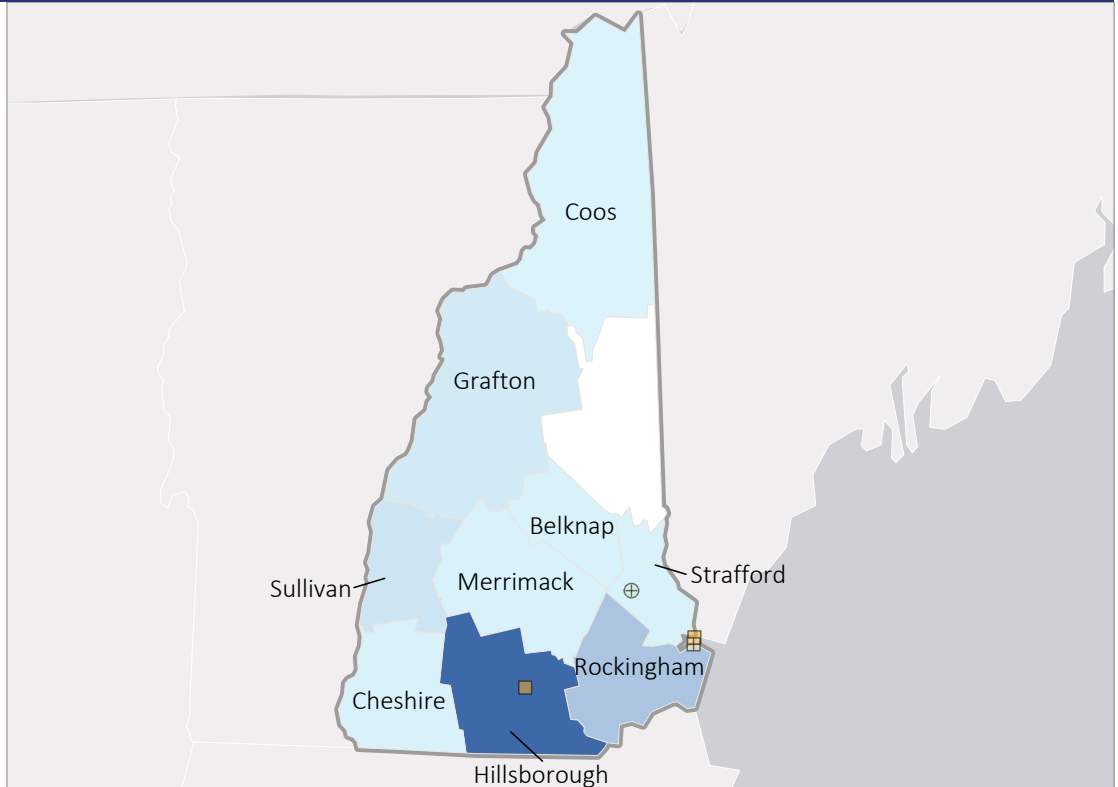
Belknap  
**\$19.4 M**

Strafford  
**\$19.0 M**

Merrimack  
**\$17.7 M**

Cheshire  
**\$14.8 M**

Coos  
**\$879.7 K**



## TOP DEFENSE PERSONNEL SPENDING LOCATIONS

(K = thousands, M = millions)

Rockingham  
**\$131.1 M**

Merrimack  
**\$58.7 M**

Hillsborough  
**\$45.3 M**

Grafton  
**\$27.2 M**

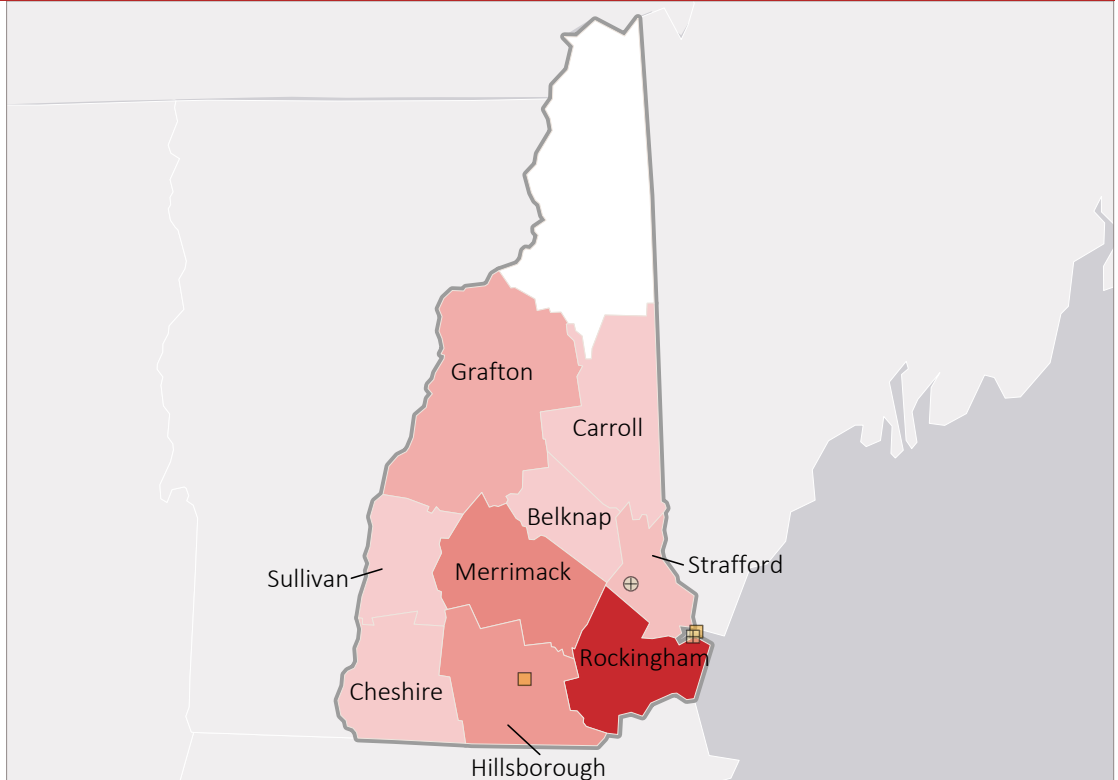
Strafford  
**\$11.7 M**

Cheshire  
**\$1.4 M**

Belknap  
**\$432.0 K**

Sullivan  
**\$269.8 K**

Carroll  
**\$194.3 K**



AF Active 
 AF Guard 
 AF Reserve 
 Army Active 
 Army Guard 
 Army Reserve 
 MC Active 
 MC Reserve 
 Navy Active 
 Navy Reserve 
 WHS