

NEVADA

#37
\$3.3 B SPENT
IN STATE

#33
1.4% OF
STATE GDP

0.5%
OF TOTAL U.S.
DEFENSE SPENDING

\$1,031
PER
RESIDENT

#37
\$1.8 B CONTRACT
SPENDING

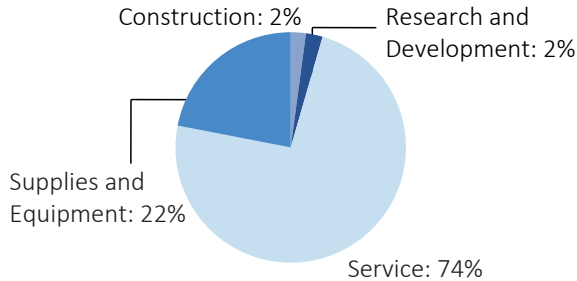
#44
\$61.0 M GRANT
SPENDING

#31
1.4 B PERSONNEL
SPENDING

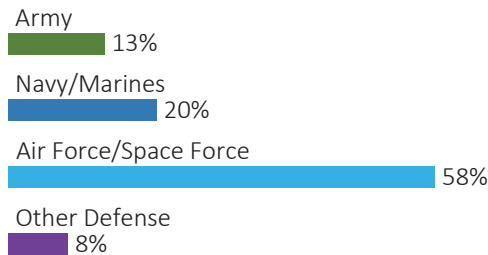
#32
22,579 NUMBER
OF PERSONNEL

DEFENSE CONTRACTS

By Type



By Service



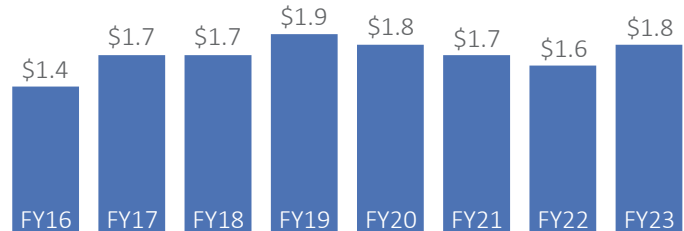
Top Defense Contractors

(M = millions)

AECOM	\$396.9 M
Sierra Nevada Corp.	\$328.9 M
Huntington Ingalls	\$151.0 M
Amentum Services, Inc.	\$116.8 M
M1 Support Services	\$91.1 M
Intelligent Waves	\$79.6 M
Mission Support & Test Services, LLC	\$57.2 M
US Ordnance	\$41.5 M
Curtiss-Wright Corp.	\$37.6 M
Tactical Air Support, Inc.	\$31.1 M

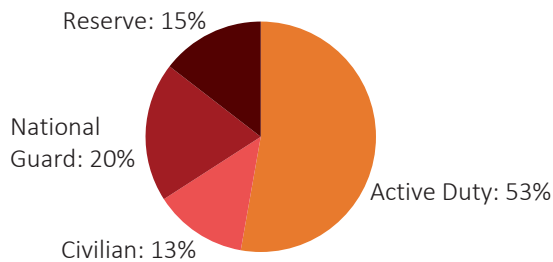
Contract Awards Performed

(By Fiscal Year, billions)

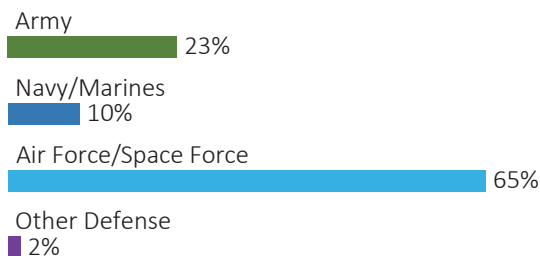


DEFENSE PERSONNEL

Allocations, By Type



Allocations, By Service



\$1.4 BILLION
TOTAL PAYROLL

22,579
TOTAL PERSONNEL

Top Defense Personnel Locations

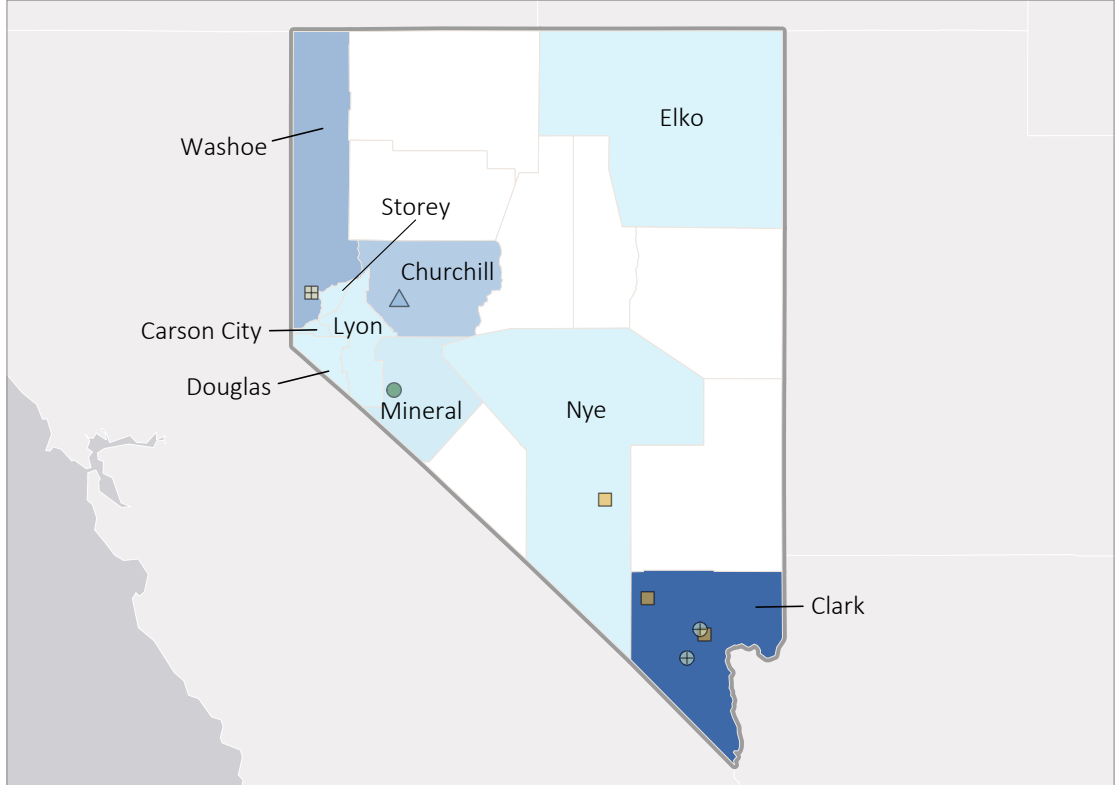
County	Active Duty	Civilian	National Guard	Reserve	Total
Clark	10,804	2,086	2,008	3,052	17,950
Washoe	38	331	1,800	ND	ND
Churchill	1,016	300	114	226	1,656
Carson City	ND	180	469	ND	ND
Mineral	0	50	0	0	50
Elko	ND	ND	27	0	ND
Douglas	ND	ND	0	0	ND
Storey	ND	0	0	0	ND
Lincoln	0	ND	0	0	ND
Lyon	0	ND	0	0	ND



TOP DEFENSE CONTRACT SPENDING LOCATIONS

(M = millions, B = billions)

Clark	\$1.0 B
Washoe	\$421.5 M
Churchill	\$274.1 M
Mineral	\$52.9 M
Carson City	\$13.6 M
Storey	\$10.5 M
Lyon	\$8.0 M
Nye	\$7.0 M
Douglas	\$1.6 M
Elko	\$1.2 M



TOP DEFENSE PERSONNEL SPENDING LOCATIONS

(K = thousands, M = millions, B = billions)

Clark	\$1.2 B
Churchill	\$115.3 M
Washoe	\$76.8 M
Carson City	\$39.9 M
Mineral	\$3.8 M
Douglas	\$930.4 K
Storey	\$898.8 K
Elko	\$526.2 K
Nye	\$108.1 K
Lincoln	\$107.0 K

