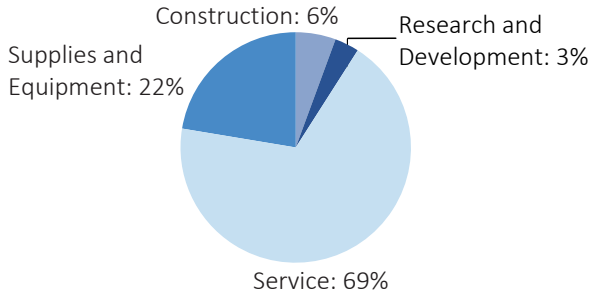


# OKLAHOMA

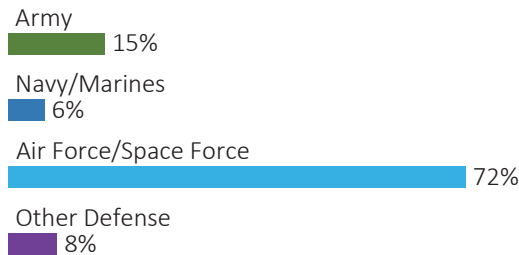
#26 \$7.3 B SPENT IN STATE	#15 2.9% OF STATE GDP	1.2% OF TOTAL U.S. DEFENSE SPENDING	\$1,808 PER RESIDENT	#27 \$3.7 B CONTRACT SPENDING	#35 \$84.9 M GRANT SPENDING	#13 \$3.6 B PERSONNEL SPENDING	#12 58,941 NUMBER OF PERSONNEL
----------------------------------	-----------------------------	-------------------------------------------	----------------------------	-------------------------------------	-----------------------------------	--------------------------------------	--------------------------------------

## DEFENSE CONTRACTS

### By Type



### By Service



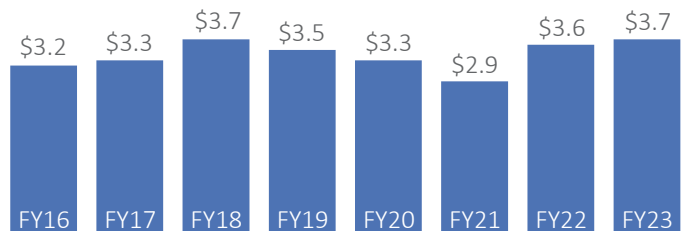
### Top Defense Contractors

(M = millions, B = billions)

Boeing	\$1.3 B
Harper Construction Company	\$115.1 M
Patriot Team	\$108.1 M
Amentum Services, Inc.	\$88.9 M
Cherokee Nation	\$84.3 M
Booz Allen Hamilton	\$69.3 M
Arctic Slope Regional Corp.	\$66.9 M
Cymstar	\$65.3 M
Delaware Resource Group of Oklahoma, LLC	\$56.8 M
L3Harris Technologies	\$53.8 M

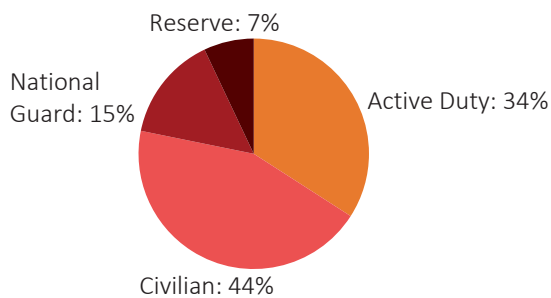
### Contract Awards Performed

(By Fiscal Year, billions)



## DEFENSE PERSONNEL

### Allocations, By Type




**\$3.6 BILLION**  
TOTAL PAYROLL

**58,941**  
TOTAL PERSONNEL

### Top Defense Personnel Locations

County	Active Duty	Civilian	National Guard	Reserve	Total
Oklahoma	6,136	18,647	2,265	2,084	29,132
Comanche	11,256	2,546	431	410	14,643
Tulsa	37	888	1,734	300	2,959
Jackson	1,268	1,255	70	84	2,677
Garfield	1,240	326	160	101	1,827
Pittsburg	ND	1,699	72	11	ND
Cleveland	47	190	1,030	87	1,354
Canadian	ND	35	628	336	ND
Wagoner	13	20	415	326	774
Muskogee	ND	80	475	43	ND

### Allocations, By Service



# OKLAHOMA

FISCAL YEAR 2023

## TOP DEFENSE CONTRACT SPENDING LOCATIONS

(M = millions, B = billions)

Oklahoma  
\$2.4 B

Tulsa  
\$359.3 M

Comanche  
\$329.5 M

Cleveland  
\$153.7 M

Garfield  
\$129.4 M

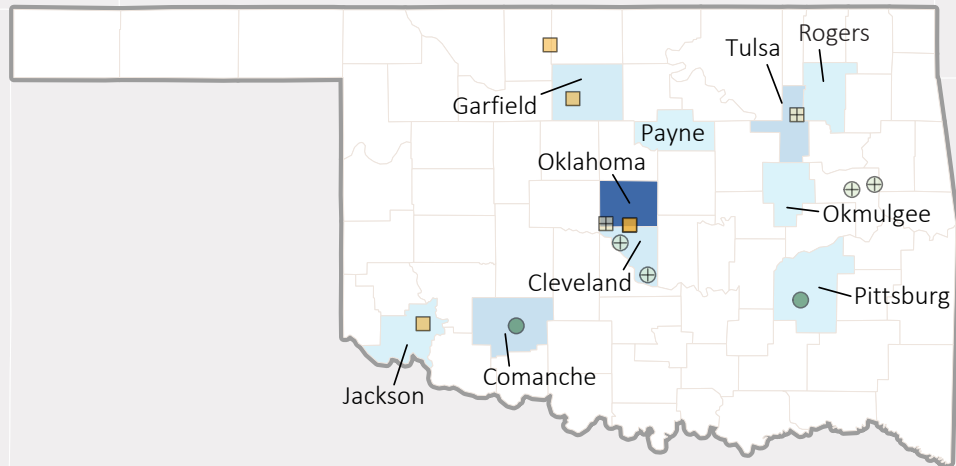
Jackson  
\$56.8 M

Rogers  
\$41.9 M

Pittsburg  
\$32.3 M

Payne  
\$28.5 M

Okmulgee  
\$22.6 M



## TOP DEFENSE PERSONNEL SPENDING LOCATIONS

(M = millions, B = billions)

Oklahoma  
\$2.1 B

Comanche  
\$757.8 M

Jackson  
\$181.3 M

Tulsa  
\$126.8 M

Pittsburg  
\$126.0 M

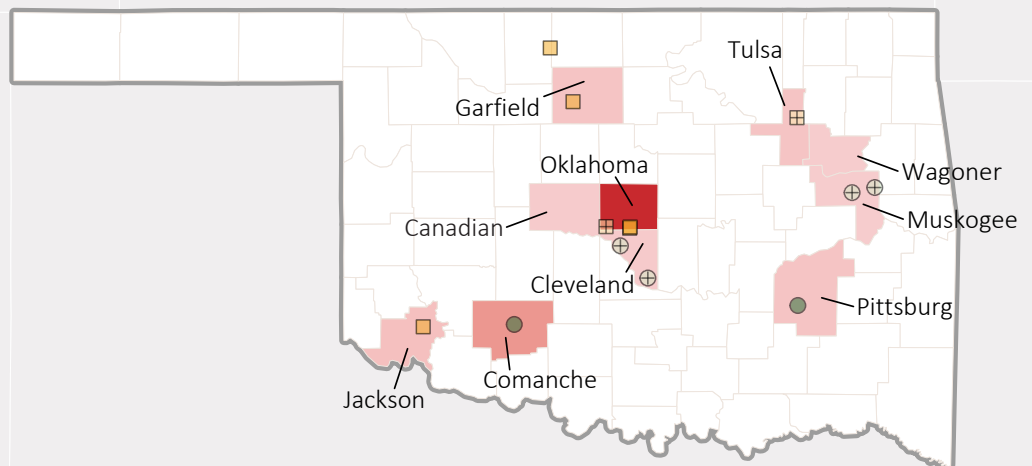
Garfield  
\$124.7 M

Cleveland  
\$43.0 M

Canadian  
\$30.1 M

Wagoner  
\$14.8 M

Muskogee  
\$14.4 M



■ AF Active 
 ⊕ AF Guard 
 □ AF Reserve 
 ● Army Active 
 ⊕ Army Guard 
 ○ Army Reserve 
 ◆ MC Active 
 ◇ MC Reserve 
 ▲ Navy Active 
 △ Navy Reserve 
 ✱ WHS