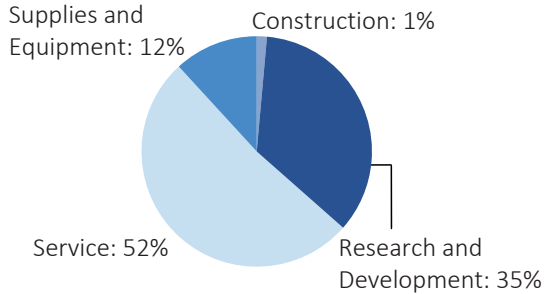


RHODE ISLAND


#42 \$1.8 B SPENT IN STATE	#20 2.3% OF STATE GDP	0.3% OF TOTAL U.S. DEFENSE SPENDING	\$1,600 PER RESIDENT	#44 \$0.6 B CONTRACT SPENDING	#29 \$117.9 M GRANT SPENDING	#35 \$1.0 B PERSONNEL SPENDING	#40 12,979 NUMBER OF PERSONNEL
---	------------------------------------	--	-----------------------------------	--	---	---	---

DEFENSE CONTRACTS

By Type



By Service



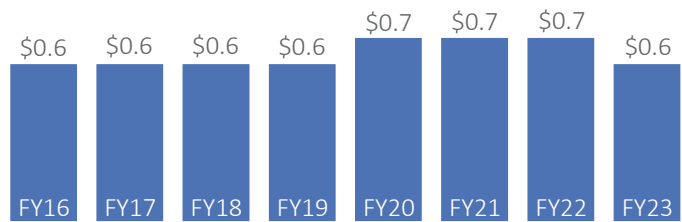
Top Defense Contractors

(M = millions)

SEACORP	\$111.6 M
Rite-Solutions	\$39.3 M
McLaughlin Research Corp.	\$38.6 M
Mikel, Inc.	\$31.3 M
Sevenson-USA Environmental JV	\$24.6 M
Leidos	\$21.1 M
Northrop Grumman	\$20.2 M
PURVIS Systems, Inc.	\$17.9 M
Network and Simulation Technologies	\$13.0 M
Subsystem Technologies, Inc.	\$12.3 M

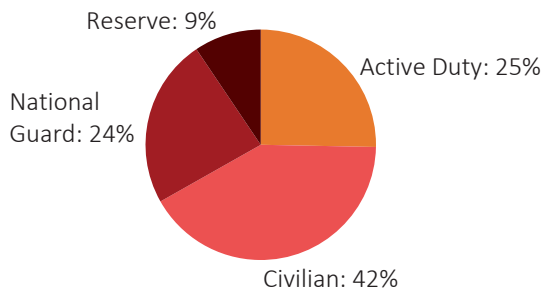
Contract Awards Performed

(By Fiscal Year, billions)

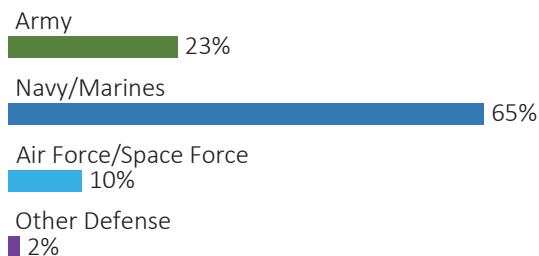


DEFENSE PERSONNEL

Allocations, By Type



Allocations, By Service



\$1.0 BILLION
TOTAL PAYROLL

12,979
TOTAL PERSONNEL

Top Defense Personnel Locations

County	Active Duty	Civilian	National Guard	Reserve	Total
Newport	2,608	4,809	131	953	8,501
Washington	ND	293	1,168	47	ND
Kent	11	61	1,302	ND	ND
Providence	31	220	421	223	895
Bristol	0	ND	61	0	ND

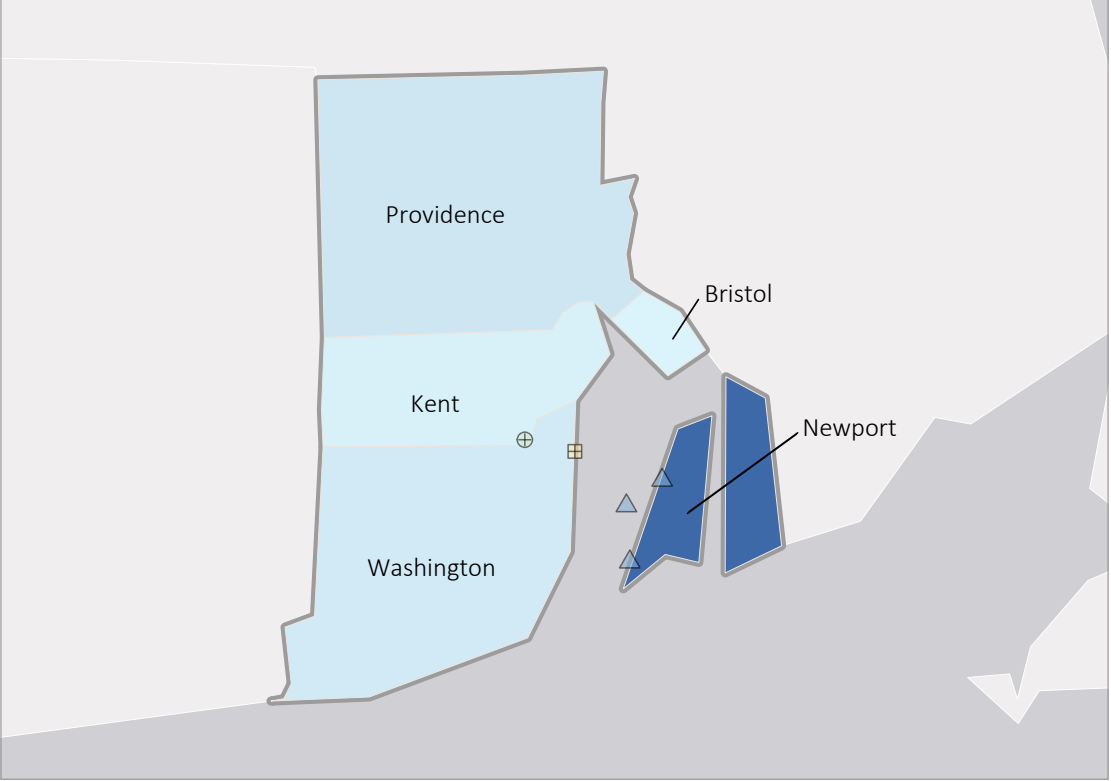
RHODE ISLAND

FISCAL YEAR 2023

TOP DEFENSE CONTRACT SPENDING LOCATIONS

(M = millions)

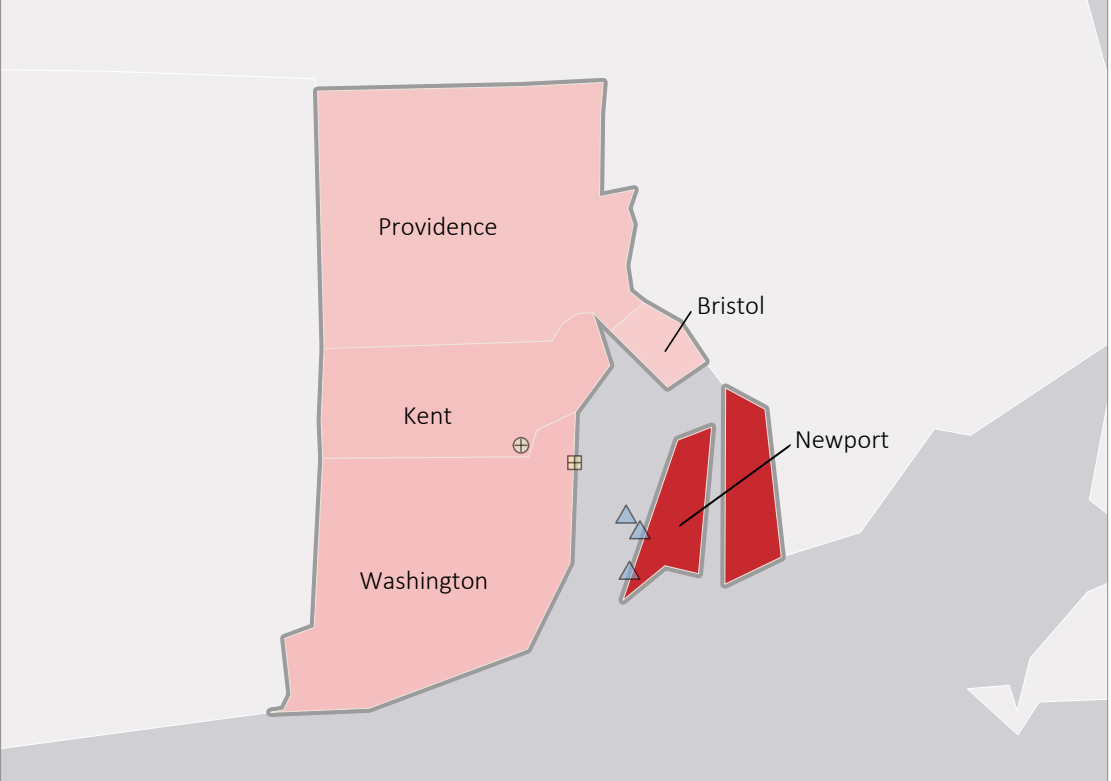
- Newport
\$511.2 M
- Providence
\$51.6 M
- Washington
\$34.6 M
- Kent
\$17.4 M
- Bristol
\$5.6 M



TOP DEFENSE PERSONNEL SPENDING LOCATIONS

(M = millions)

- Newport
\$826.5 M
- Washington
\$71.9 M
- Kent
\$62.2 M
- Providence
\$37.2 M
- Bristol
\$1.7 M



■ AF Active
 ▣ AF Guard
 □ AF Reserve
 ● Army Active
 ⊕ Army Guard
 ○ Army Reserve
 ◆ MC Active
 ◇ MC Reserve
 ▲ Navy Active
 △ Navy Reserve
 ✳ WHS