

WISCONSIN

#29
\$4.8 B SPENT
IN STATE

#41
1.2% OF
STATE GDP

0.8%
OF TOTAL U.S.
DEFENSE SPENDING

\$811
PER
RESIDENT

#26
\$4.1 B CONTRACT
SPENDING

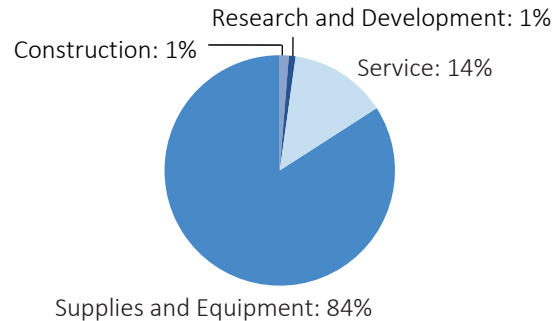
#22
\$139.1 M GRANT
SPENDING

#41
\$0.6 B PERSONNEL
SPENDING

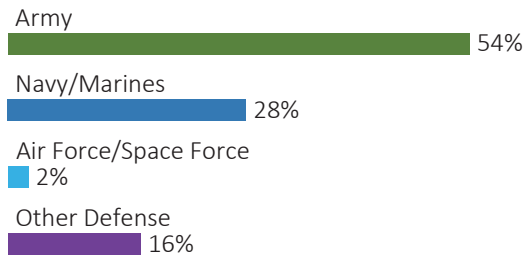
#37
16,058 NUMBER
OF PERSONNEL

DEFENSE CONTRACTS

By Type



By Service



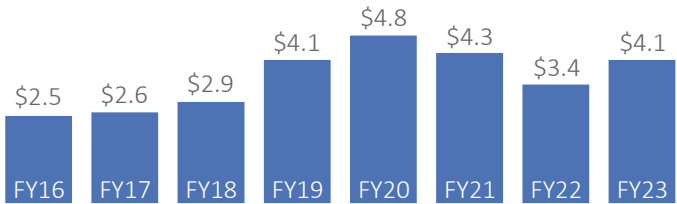
Top Defense Contractors

(M = millions, B = billions)

Oshkosh Corp.	\$1.9 B
Fincantieri Group	\$613.6 M
Fairbanks Morse Defense	\$159.6 M
AMTEC Corp.	\$154.1 M
UnitedHealth Group	\$70.7 M
Leonardo SpA	\$54.3 M
Konecranes, Inc.	\$51.8 M
Wisconsin Physicians Service Insurance Corp.	\$50.9 M
RTX Corporation	\$48.4 M
General Electric	\$45.0 M

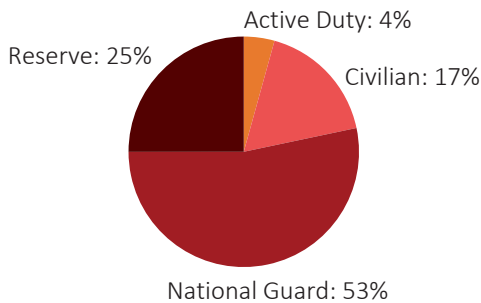
Contract Awards Performed

(By Fiscal Year, billions)




DEFENSE PERSONNEL

Allocations, By Type



Allocations, By Service



\$591.6 MILLION
TOTAL PAYROLL

16,058
TOTAL PERSONNEL

Top Defense Personnel Locations

County	Active Duty	Civilian	National Guard	Reserve	Total
Dane	105	600	2,173	686	3,564
Milwaukee	198	368	1,186	943	2,695
Monroe	244	1,009	269	687	2,209
Juneau	0	155	698	0	853
Brown	22	36	128	568	754
Waukesha	ND	30	284	114	ND
Winnebago	ND	50	137	203	ND
Marathon	ND	21	143	166	ND
Washington	ND	38	219	ND	ND
La Crosse	11	24	124	100	259

TOP DEFENSE CONTRACT SPENDING LOCATIONS

(M = millions, B = billions)

Winnebago
\$1.8 B

Marinette
\$624.1 M

Rock
\$316.7 M

Waukesha
\$256.6 M

Milwaukee
\$255.8 M

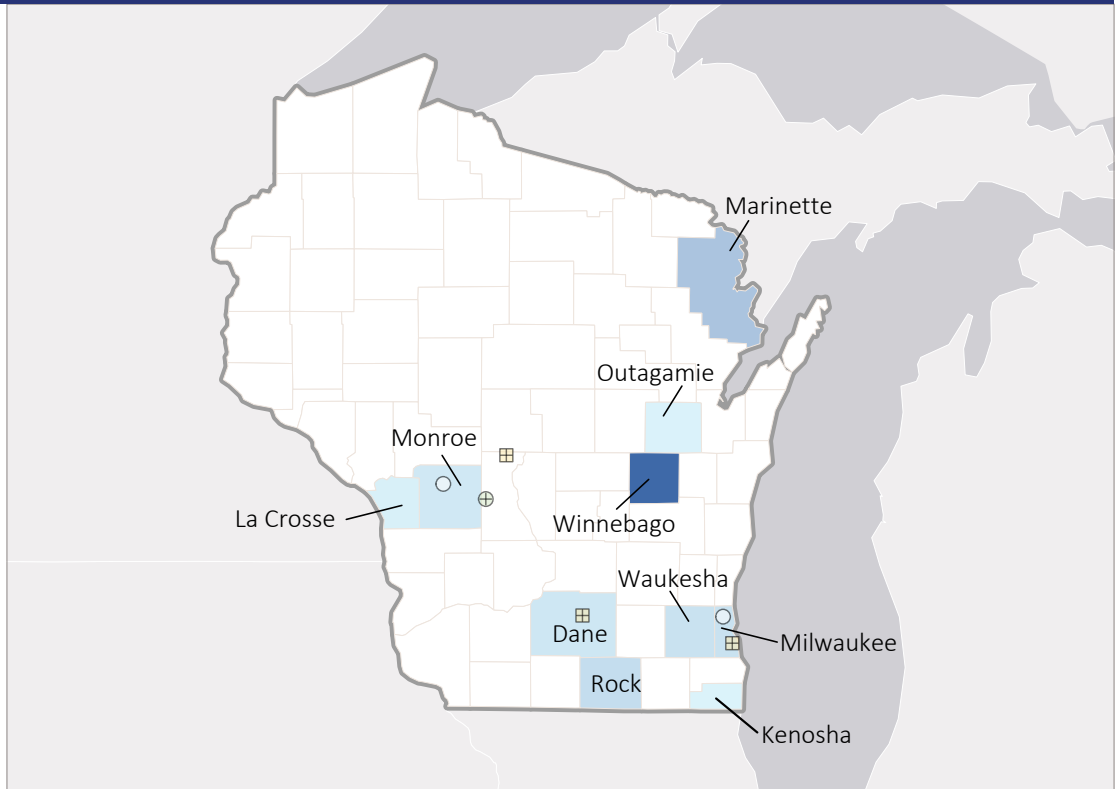
Dane
\$197.5 M

Monroe
\$173.8 M

La Crosse
\$85.4 M

Outagamie
\$55.0 M

Kenosha
\$46.2 M



TOP DEFENSE PERSONNEL SPENDING LOCATIONS

(M = millions)

Dane
\$153.4 M

Monroe
\$132.4 M

Milwaukee
\$106.2 M

Juneau
\$31.2 M

Brown
\$16.6 M

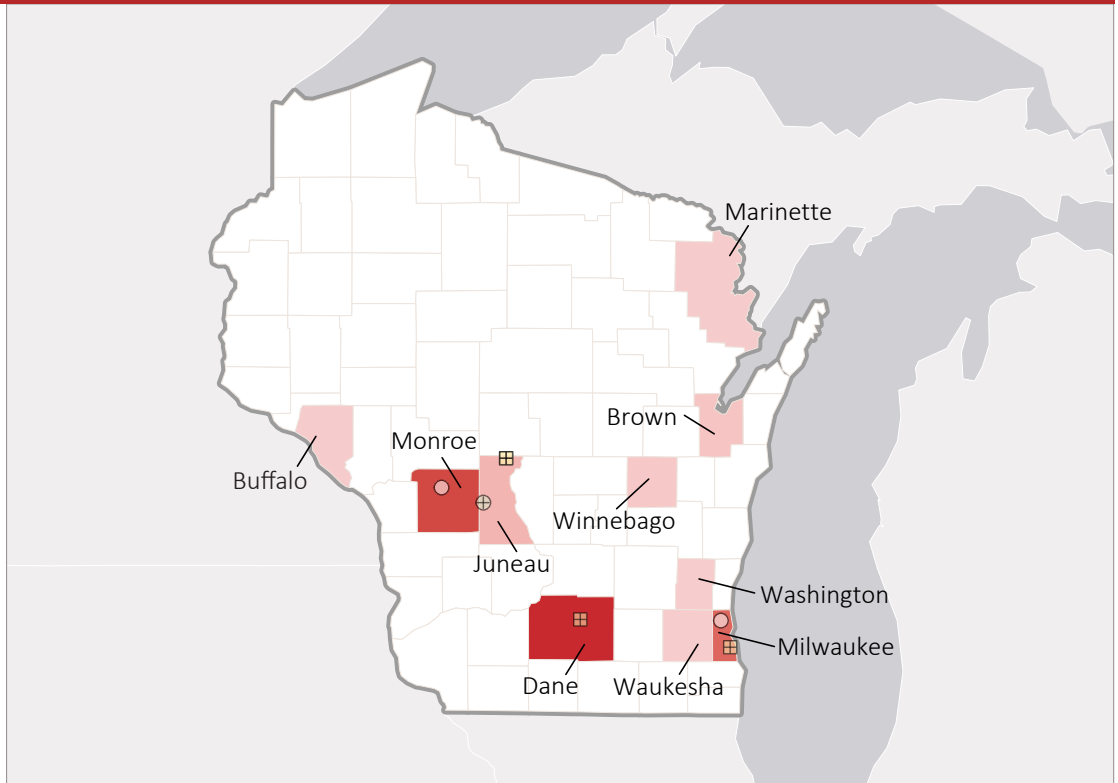
Winnebago
\$12.6 M

Marinette
\$9.6 M

Buffalo
\$9.3 M

Washington
\$9.1 M

Waukesha
\$8.6 M



■ AF Active
 ▣ AF Guard
 □ AF Reserve
 ● Army Active
 ⊕ Army Guard
 ○ Army Reserve
 ◆ MC Active
 ◇ MC Reserve
 ▲ Navy Active
 △ Navy Reserve
 ✱ WHS